

## Fares

Ropeway Zone		One-Way	Return
Both No. 1 and No. 2 Ropeways (Shinhotakaonsen to Nishihotakaguchi)	Adults	¥1,500	¥2,800
	Children	¥750	¥1,400
No. 1 Ropeway (Shinhotakaonsen to Nabedairakogen)	Adults	¥200	¥400
	Children	¥100	¥200
No. 2 Ropeway (Shirakabadaira to Nishihotakaguchi)	Adults	¥1,350	¥2,700
	Children	¥680	¥1,350

Adults: 12 years old and older Children: 6 to 11 years old

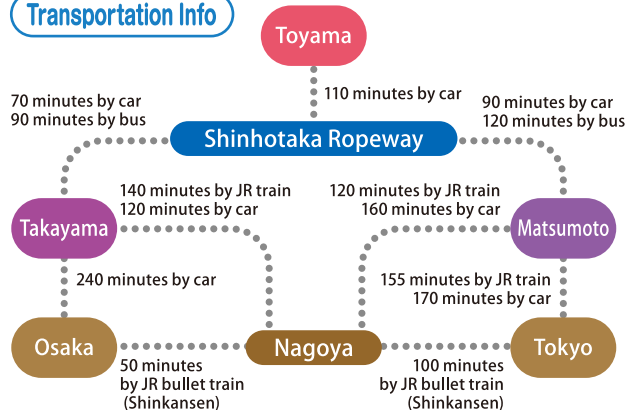
## Group Fares

Ropeway Zone		General Groups of 20+		Student Groups of 20+	
		One-Way	Return	One-Way	Return
Both No. 1 and No. 2 Ropeways (Shinhotakaonsen to Nishihotakaguchi)	Adults	¥1,350	¥2,520	¥1,200	¥2,240
	Children	¥680	¥1,260	¥600	¥1,120

Notes: Student groups include junior high, senior high, and university students. Children's groups receive a 20% discount off the children's rate.

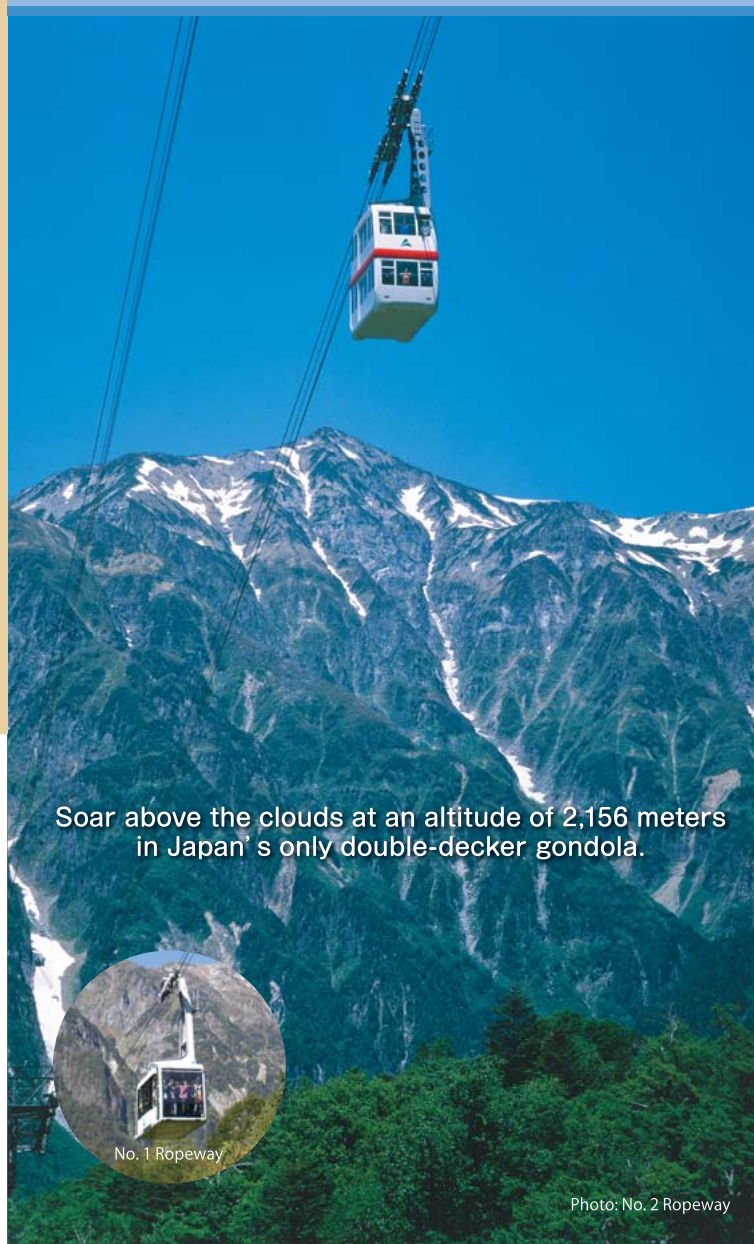
- There are two Shinhotaka ropeways: No. 1 and No. 2.
- To get to the observation deck at the highest station, Nishihotakaguchi, you must transfer from the No. 1 Ropeway to the No. 2 Ropeway.
- You cannot descend from Nishihotakaguchi Station on foot.
- Return fare tickets are valid for two days (one return trip only).
- Luggage weighing 8 kg or more requires a separate luggage ticket (¥300 one-way).

## Transportation Info



# The Closest Observation Deck to the Yari and Hotaka Mountains Shinhotaka Ropeway

Chubu Sangaku National Park  
/ Okuhida / Shinhotaka Hot Springs



Soar above the clouds at an altitude of 2,156 meters in Japan's only double-decker gondola.




No. 1 Ropeway

## The Observation Deck at Nishihotakaguchi Station


The scenic view here has a two-star rating in the Michelin Green Guide Japan.




## The view of the mountains from the observation deck




**Mt. Kasagadake in Spring** (Altitude: 2,898m)  
A famous mountain in the Hida range and the highest peak in Gifu Prefecture



**Mt. Yarigadake in Summer** (Altitude: 3,180m)  
Known as the Matterhorn of Japan with its razor-sharp peak



**Mt. Shakujodake in Fall** (Altitude: 2,168m)  
Popular among mountain climbers for its unique rock face



**Mt. Nishihotakadake in Winter** (Altitude: 2,909m)  
Japan's third-highest peak, and the southwestern-most peak of the Hotaka mountain range



Spring



Summer

## The Four Seasons of the Ropeway



Fall



Winter



OKUHI

# Shinhotaka Ropeway

Shinhotaka, Okuhidaonsengo, Takayama, Gifu, Japan 506-1421 tel.0578-89-2252

<http://www.okuhi.jp/>

※Note: The information contained in this pamphlet is current as of Feb. 1, 2011.

Photo: No. 2 Ropeway

